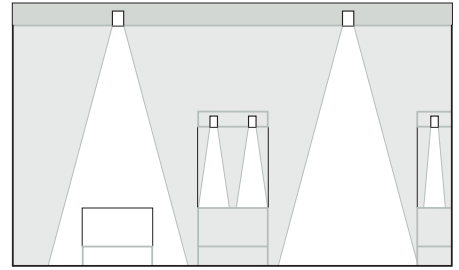
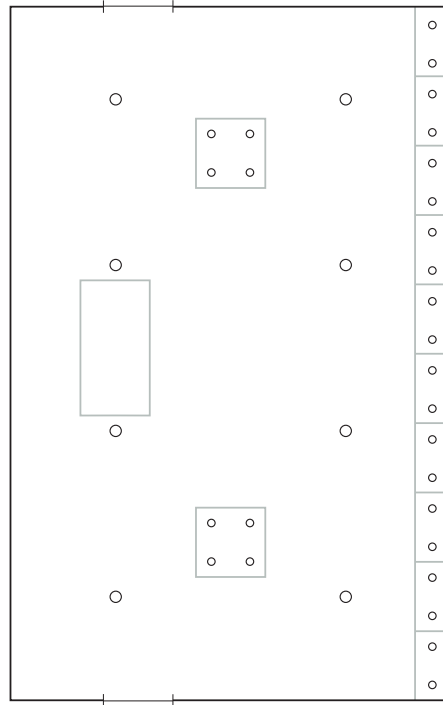
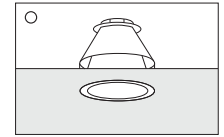
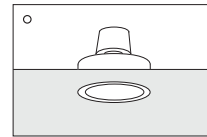


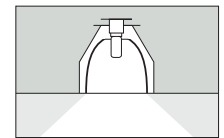
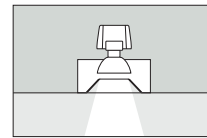
The lighting in the tall showcases is produced by integral luminaires. Recessed downlights provide ambient lighting and lighting for the flat display cases. The downlights have a narrow beam spread for better control of reflections on the glass surfaces of the cases.



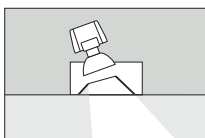
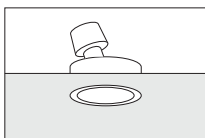
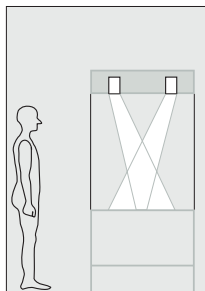
Recessed downlight for incandescent lamps or halogen lamps.



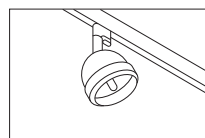
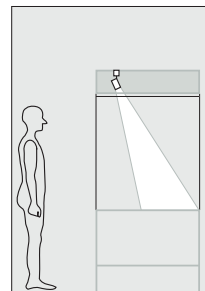
Downlight for low-voltage halogen lamps.



Accent lighting inside the showcase is provided by recessed low-voltage directional spotlights. The luminaires are equipped with covered reflector lamps to avoid danger to the exhibits.



Showcase lighting using spotlights. The showcase is shielded by a filter attachment and an anti-dazzle screen. The upper section of the showcase can be ventilated separately.



Wide-beam lighting of the showcase using a washlight for compact fluorescent lamps or halogen lamps.

